



glamm[®]
fire

Bioethanol

Exclusive Fireplaces



The warmth of Living
We do not invent the living,
we turn it exclusive.

Share your moments.

Bioethanol or simply “ethanol”, as fuel for the operation of fireplaces, is produced through the fermentation of products of vegetal origin like sugar cane, potatoes, sugar beet, beetroot and cereals, among others. It is considered a renewable energy source, 100% green, which respects the environment and does not contribute to global warming. Hence the name “bio” ethanol.

Resulting from its combustion are released only carbon dioxide (CO₂) and water (H₂O). At first glance this may cause you some concern and insecurity. However, if you think about it, these are the products produced by our breathing. This is one of the reasons that makes the combustion of bioethanol clean and complete.

As usually bioethanol fireplaces require no chimney or pipes, most of heat generated by the combustion of bioethanol stays on the room.

Premium

Our fireplaces are
always seen as the heart
of the home





Tuli

The terrace gets a new role.

Inspired by nature in its purest state, Tuli distinguishes itself by its imposing posture and strong ego, where the elegance and accuracy of its lines stand out strongly.

Its solidity and deep look allow it to engage in different environments, with more focus on the exterior.



Duo

Discover the new living table for your lounge bar.

Inspired by the perfect harmony of circular shapes, Duo offers a new climate to the sensitivity of your moments.

Make your environments pleasant and unique and live moments of fun always with relax and good mood.





Cosmo 13

Cosmo 13

Show excellence and good taste in your spaces.


Carrying the same inspiration and expression of Cosmo, Cosmo 13 presents itself as a more refined and detailed model. In its essence there are aspects such as design, the quality of materials and the functional versatility. An even higher lineage that has an excellent ability to adapt to indoor and outdoor environments.



Cosmo



Cosmo Magic



Cosmo 13



Perola

Your room deserves both comfort and personality.

Perola is pure expression of balance and elegance.

Its deep inspiration from the sea is creatively expressed by its distinctive design features: the quality of materials, harmony of its lines and flexible adjustment.

Aesthetically and functionally, Perola has a high-end finishing and represents GlammFire's outstanding craftsmanship and approach to the concept of hanging fireplace.





Flut

Flut

Designed to elevate the scenic waterways.

Flut projects itself through the beauty and peculiarity of its lines.

With inspiration from unsophisticated and stunning water lilies, this model finds in inside/outside pools and ponds its ideal habitat.



O-Flut



Flut

Vulcanu

Live the well-being of your home with comfort and style.

Inspired by the towering craters of volcanoes, Vulcanu reveals a strong and present personality.

Its sublime touch of modernity along with the design of its bold lines endow it with a great adaptability to contemporary environments.



Crea7ionEVO

Evolving the perfection of fire

Discover the Crea7ionEVO, a declaredly electronic system that embodies the values of the Brand: Design & Innovation, Product Quality, Customer Satisfaction and Environmental Preservation.

Revolutionary and ultra-equipped, the Crea7ionEVO evolves the identity of Crea7ion line, through its design, safety and electronic components with low environmental impact.

- ✓ Portability: no chimney, pipes or tubes
- ✓ Use of high quality materials: titanium, stainless steel and ceramic
- ✓ Increased efficiency: higher performance - lower consumption
- ✓ Easy and quick ignition
- ✓ Multiplicity of sensors
- ✓ Audio and visual information - adaptable for people with hearing and visual impairment
- ✓ Customization - uninterrupted combustion fire line and variety of finishes

*Technology***100%***eco-friendly*



Discover its new powers.
Electronic system controlled by remote control.

Advanced Fire Control

An innovative, unique and unmistakable system.

[Watch here](#)




Aiming to provide an even better user experience, the Crea7ionEVO is equipped with an intuitive and user-friendly electronic interface and the most advanced security and interactivity features.

Scan QR Code.
Put your Smartphone on the dashed line.





Safety



Urban EVO

Turn your environments more quiet and familiar.

Urban EVO is a model with an exclusively urban and contemporary attitude. At the point where design meets functionality, its seducing elegance is highlighted. High-quality materials, attractive lines and customization possibilities unite themselves to provide you an enjoyable experience of comfort.





Fogly EVO

Create a cosy atmosphere in your living room.

Designed to emphasize the essence of fire, Fogly EVO combines perfectly energy, strength and beauty.

The solid construction and exclusive design of its structure draw attention and invite to an incomparable experience.



Loft EVO

Enhance “the living” of your spaces.

With an extremely eclectic style, Loft EVO excels in by the simplicity of its design.

A simple and robust form, with a new concept to grasp the spaces, that contributes for increasing the quality and comfort of your environments, making them more free and welcoming.





GlammBox EVO

Details such as their lines, resistance of structure and quality of materials stress the personality of these models, which offer endless possibilities in terms of installation and use.



GlammBox EVO 800 DF

GlammBox EVO 800



GlammBox EVO 1000 DF

GlammBox EVO 1000



GlammBox EVO 1200 DF

GlammBox EVO 1200



GlammBox EVO 1600 DF

GlammBox EVO 1600



GlammBox EVO 2000 DF

GlammBox EVO 2000

Tango EVO

Designed to proclaim flame's expression through its divine dance in environments full of life.



Lotus EVO

Simple framework in the decoration of your home.



Mito Genesis EVO Pure geometrical inspiration that seduces through the perfect design of its features.

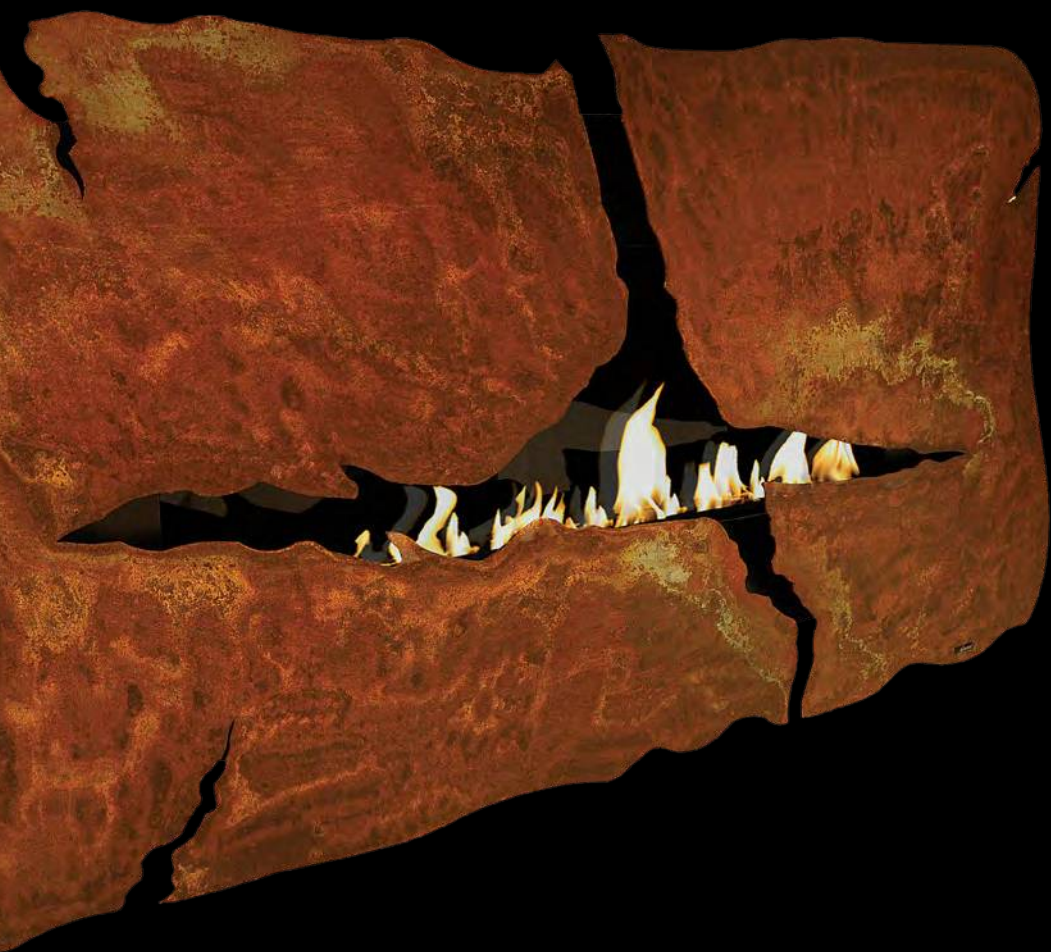


Apollo EVO The sophistication and simplicity in indoor environments with modern and daring style.



Apollo IV EVO

A self identity marked by the irreverence of the details.





Mito Small Genesis EVO Perfect interaction
between heating and decoration.

Mito Small EVO Compact and reduced.
Above all, it still remains a Mito.





Zen EVO

Timelessness and versatility in Zen inspired environments.

Hypnosz EVO

Create a dazzling look inside your home.

The expression of hypnotic look and overconfident posture define the captivating presence of Hypnosz EVO.

Its seductive curves underline the excellent fusion of colours and finishes which give it a distinctive character.





Crystal EVO

Your spaces acquire a new sense of comfort.

Invoking the power of crystals as inspiration, Crystal EVO presents itself as a visually provocative and irreverent model, resulting of the remarkable combination between modern design and finish quality.





Concept


Different products that fit
into a new lifestyle

Baco

Give your spa a new inspiration source.

Inspired by the spirit of layering, Baco proclaims a sophisticated decorative performance.

The details of its creative design, developed with full sensitivity, allow this model to fully engage in a pure relax environment.





Lira

Revitalize your indoor garden.

Inspired by the secularity of ancient coins, Lira is a model with strong aesthetic component.

Compact and extremely versatile, this model was designed to beautify the magic of your space.



Milwood

Inspire yourself by your new centerpiece.

With deep inspiration in the simpler side of nature Milwood is a model with refined touch and clean lines.

With softness the parallel combination of oak wood layers stands firm in its design, been creatively enhanced by the use of neutral colors.





Cronum Enhance your spaces, giving them refinement and distinction.

Samba Illuminate your outdoor spaces with a dancing flame.

Bliss Infuse your spaces with peace and positive energy.

Splash Make your outdoors more enjoyable. Have great times with your family and friends.

Tile Focus yourself on your well-being and search for emotion in every detail of your home.




Burners

Fully made from stainless steel, the GlammFire bioethanol burners have a contemporary design and outstanding manufacturing quality.

The resistance and safety of the materials reinforce their excellent versatility as pieces of high functional and decorative nature. They are more and more becoming part of projects by architects and interior designers.



Burner I




Burner II



Burner III



Burner IV



Burner V



Burner VI



A detailed technical drawing of a fireplace, showing various views and dimensions. The drawing is rendered in white lines on a dark background. It includes a top view showing the circular opening and surrounding structure, and a side view showing the profile of the fireplace. Numerous dimensions are provided, such as diameters (e.g., <MOD-DIAM>100, <MOD-DIAM>8), radii (e.g., R98, R3), and lengths (e.g., 330, 395,5, 385,5, 500,5, 20, 10, 16,5, 5, 110,5, 16, 10, 11, 12, 13, 14, 15, 16, 17, 18, 19, 20, 21, 22, 23, 24, 25, 26, 27, 28, 29, 30, 31, 32, 33, 34, 35, 36, 37, 38, 39, 40, 41, 42, 43, 44, 45, 46, 47, 48, 49, 50, 51, 52, 53, 54, 55, 56, 57, 58, 59, 60, 61, 62, 63, 64, 65, 66, 67, 68, 69, 70, 71, 72, 73, 74, 75, 76, 77, 78, 79, 80, 81, 82, 83, 84, 85, 86, 87, 88, 89, 90, 91, 92, 93, 94, 95, 96, 97, 98, 99, 100).

*We shape fire with
a sublime touch of
modernity.*

We will bring your product to life.

You can create a unique fireplace with our Bespoke Product Programme. Working with our Bespoke team you can customize and perfectly adapt your product to your needs and desires. No matter the dimension, complexity or difficulty.

The use of noble, resistant and safe materials with excellent quality, outstanding craftsmanship from our craftsmen and attention to detail allow us to offer you the best product and service quality.

Bespoke Product Programme.

Leather

The exquisite finishing

*Be inspired by your needs and desires.
Only you know what your GlammFire fireplace
will look like.*

*Our leather catalogue includes a lot of options, selected by our
Design team as the perfect complement of the highest quality to
create a unique product. Everything will be hand-crafted by our
craftsmen and tailored to fit your fireplace perfectly.
Contact us to consult our leather catalogue and full details which
help you to make your choice.*





Finishings & Colours

It's a matter of difference.

A difference made by your personal lifestyle.

Immersing in the design process, the options for creating your own GlammFire fireplace are almost endless.

We offer you innumerable solutions of product finishes: an exceptionally wide choice of colours (RAL), stone, wood, steel, such as stainless and corten, among others, and high temperature resistant glass.

We can think about something entirely new and different together with you.



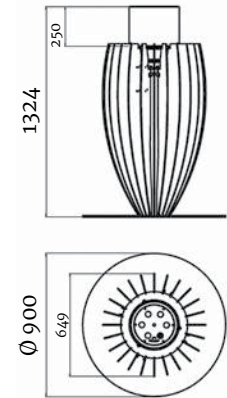
Technical information

Premium

Tuli



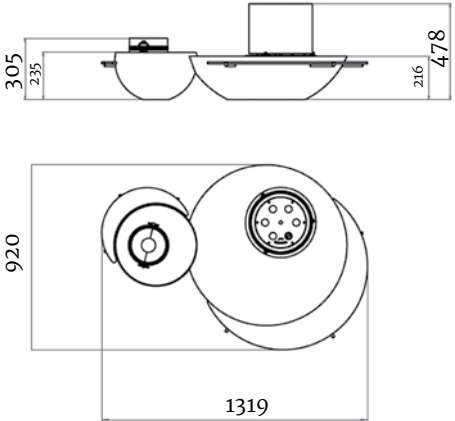
Materials	Rusted corten steel
Burner	Burner I – 2 litres (liquid bioethanol)
Protection	High temperature resistant round glass
Dimensions	900 Ø x 1324 h mm
Weight	240 kg
Power	2,7 kW
Autonomy	6:00 hours
Recommended minimum area	18 sqm
Finishings	<div><div><div></div><div>Rusted corten steel</div></div><div><div></div><div>Lacquered steel</div></div></div>
Colours	<div><div></div><div></div><div><div>RAL</div></div></div>
Accessories	Tempered glass 1/ tempered glass 2/ support ashtrays



Duo



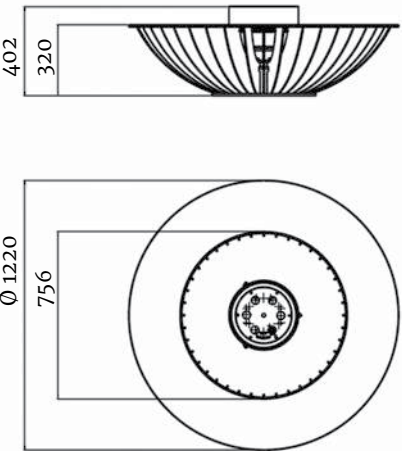
Materials	Polished black granite, stainless steel and glass
Burner	Burner I – 2 litres (liquid bioethanol)
Protection	High temperature resistant round glass
Dimensions	1319 W x 478 h x 920 d mm
Weight	240 kg
Power	2,7 kW
Autonomy	6:00 hours
Recommended minimum area	18 sqm
Finishings	<div><div><div></div><div>Polished black granite</div></div></div>



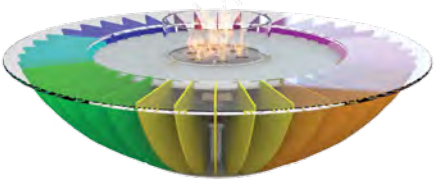
Cosmo



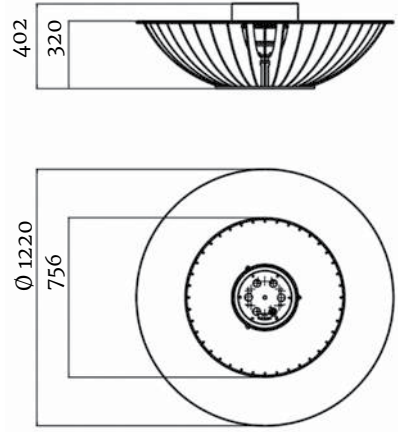
Materials	Rusted corten steel
Burner	Burner I – 2 litres (liquid bioethanol)
Protection	High temperature resistant round glass
Dimensions	1220 Ø x 402 h mm
Weight	152 kg
Power	2,7 kW
Autonomy	6:00 hours
Recommended minimum area	18 sqm
Finishings	<div><div><div></div><div>Rusted corten steel</div></div><div><div></div><div>Lacquered steel</div></div></div>
Colours	<div><div></div><div></div><div><div>RAL</div></div></div>



Cosmo Magic



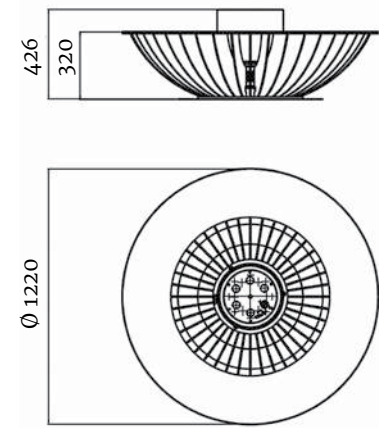
Materials	Lacquered steel
Burner	Burner I – 2 litres (liquid bioethano
Protection	High temperature resistant round glass
Dimensions	1220 Ø x 402 h mm
Weight	152 kg
Power	2,7 kW
Autonomy	6:00 hours
Recommended minimum area	18 sqm
Finishings	<div><div><div></div><div>Lacquered steel</div></div></div>
Colours	<div><div></div><div></div><div><div>RAL</div></div></div>



Cosmo 13



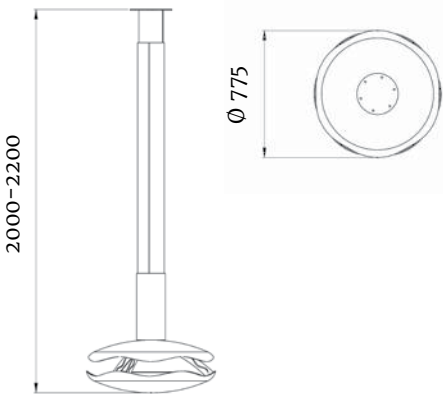
Materials	Lacquered steel
Burner	Burner I – 2 litres (liquid bioethanol)
Protection	High temperature resistant round glass
Dimensions	1220 Ø x 426 h mm
Weight	152 kg
Power	2,7 kW
Autonomy	6:00 hours
Recommended minimum area	18 sqm
Finishings	<div><div><div></div><div>Lacquered steel</div></div><div><div></div><div>Rusted corten steel</div></div></div>
Colours	<div><div></div><div></div><div><div>RAL</div></div></div>



Perola





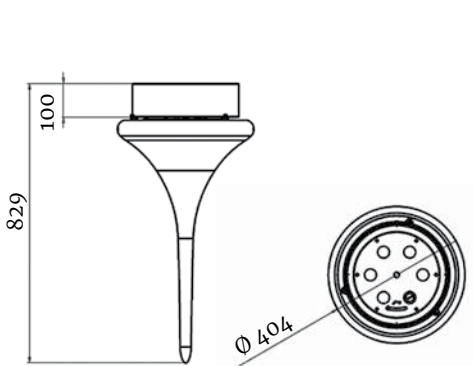
Materials	Lacquered steel
Burner	Burner I – 2 litres (liquid bioethanol)
Protection	High temperature resistant round glass
Dimensions	775 Ø x 2000–2200 h mm (to 2500 mm of ceiling height)
Weight	85 kg
Power	2,7 kW
Autonomy	6:00 hours
Recommended minimum area	18 sqm
Finishings	<div><div><div></div><div>Lacquered steel</div></div><div><div></div><div>Rusted corten steel</div></div></div>
Colours	<div><div></div><div></div><div><div>RAL</div></div></div>



Flut





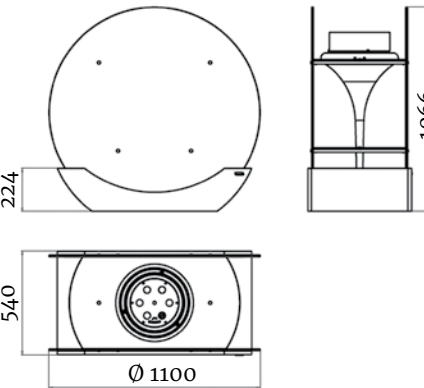
Materials	Lacquered fiber glass
Burner	Burner IV – 2 litres (bioethanol gel)
Protection	High temperature resistant round glass
Dimensions	404 Ø x 829 h mm
Weight	6 kg
Power	2,7 kW
Autonomy	6:00 hours
Recommended minimum area	18 sqm
Finishings	 Lacquered fiber glass
Colours	
Accessories	Kit support/ kit placement/ acrylic support



O-flut





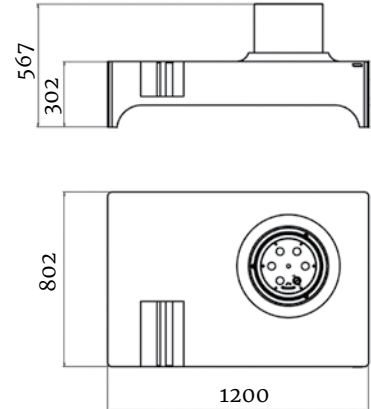
Lacquered fiber glass, glass and lacquered MDF–base
Burner I – 2 litres (liquid bioethanol)
High temperature resistant round glass
1100 w x 1066 h x 540 d mm
79 kg
2,7 kW
6:00 hours
18 sqm
 Lacquered fiber glass Lacquered MDF Mississippi Rosso Montana Bianco Montana Nero

LEDs



Vulcanu



Lacquered MDF
Burner I – 2 litres (liquid bioethanol)
High temperature resistant round glass
1200 w x 567 h x 802 d mm
40 kg
2,7 kW
6:00 hours
18 sqm
 Lacquered MDF


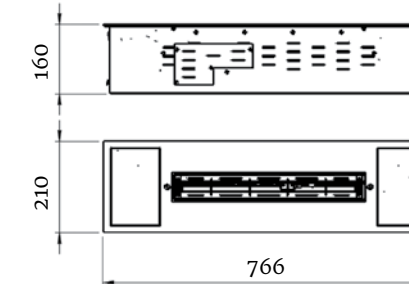


Crea7ion EVO

Crea7ion EVO 400




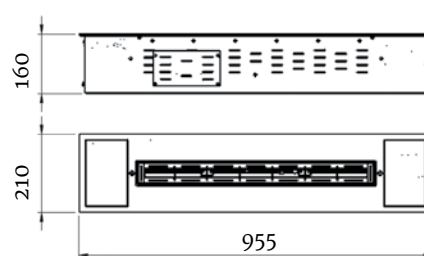
Materials	Black titanium–coated brushed stainless steel
Ignition	Electronic – remote control display
Tank	3 litres (liquid bioethanol)
Combustion fire line	Length – 400 mm Material – Black ceramic–coated brushed stainless steel
Dimensions	Model – 766 w x 160 h x 210 d mm Built in hole – 746 w x >170 h x 190 d mm
Weight	21 kg
Power	2,25 kW
Autonomy	6:00 hours
Recommended minimum area	15 sqm
Finishings	 Black titanium–coated brushed stainless steel Brushed stainless steel Black titanium–coated polished stainless steel “Mirror” Polished stainless steel “Mirror”



Crea7ion EVO 600




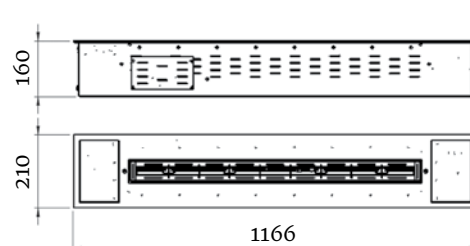
Black titanium–coated brushed stainless steel
Electronic – remote control display
3 litres (liquid bioethanol)
Length – 600 mm Material – Black ceramic–coated brushed stainless steel
Model – 955 w x 160 h x 210 d mm Built in hole – 930 w x >170 h x 190 d mm
23,5 kg
3,4 kW
4:00 hours
21 sqm
 Black titanium–coated brushed stainless steel Brushed stainless steel Black titanium–coated polished stainless steel “Mirror” Polished stainless steel “Mirror”



Crea7ion EVO 800



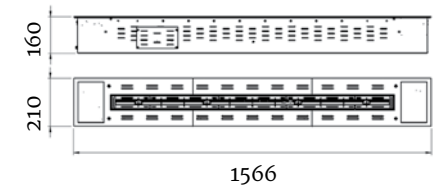
Black titanium–coated brushed stainless steel
Electronic – remote control display
5 litres (liquid bioethanol)
Length – 800 mm Material – Black ceramic–coated brushed stainless steel
Model – 1166 w x 160 h x 210 d mm Built in hole – 1146 w x >170 h x 190 d mm
29 kg
4,5 kW
5:00 hours
29 sqm
 Black titanium–coated brushed stainless steel Brushed stainless steel Black titanium–coated polished stainless steel “Mirror” Polished stainless steel “Mirror”



Crea7ion EVO 1200







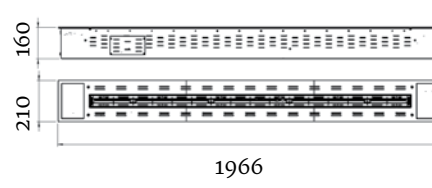
Materials	Black titanium-coated brushed stainless steel
Ignition	Electronic – remote control display
Tank	5 litres (liquid bioethanol)
Combustion fire line	Length – 1200 mm Material – Black ceramic-coated brushed stainless steel
Dimensions	Model – 1566 w x 160 h x 210 d mm Built in hole – 1546 w x >170 h x 190 d mm
Weight	4,2 kg
Power	6,75 kW
Autonomy	3:20 hours
Recommended minimum area	44 sqm
Finishings	<div><div></div><div></div><div></div><div></div><div>Black titanium-coated brushed stainless steel</div><div>Brushed stainless steel</div><div>Black titanium-coated polished stainless steel "Mirror"</div><div>Polished stainless steel "Mirror"</div></div>



Crea7ion EVO 1600







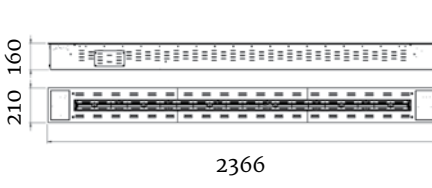
Materials	Black titanium-coated brushed stainless steel
Ignition	Electronic – remote control display
Tank	5 litres (liquid bioethanol)
Combustion fire line	Length – 1600 mm Material – Black ceramic-coated brushed stainless steel
Dimensions	Model – 1966 w x 160 h x 210 d mm Built in hole – 1946 w x >170 h x 190 d mm
Weight	5,1 kg
Power	9 kW
Autonomy	2:30 hours
Recommended minimum area	59 sqm
Finishings	<div><div></div><div></div><div></div><div></div><div>Black titanium-coated brushed stainless steel</div><div>Brushed stainless steel</div><div>Black titanium-coated polished stainless steel "Mirror"</div><div>Polished stainless steel "Mirror"</div></div>



Crea7ion EVO 2000



Materials	Black titanium-coated brushed stainless steel
Ignition	Electronic – remote control display
Tank	10 litres (liquid bioethanol)
Combustion fire line	Length – 2000 mm Material – Black ceramic-coated brushed stainless steel
Dimensions	Model – 2366 w x 160 h x 210 d mm Built in hole – 2346 w x >170 h x 190 d mm
Weight	6,4 kg
Power	15 kW
Autonomy	4:00 hours
Recommended minimum area	96 sqm
Finishings	<div><div></div><div></div><div></div><div></div><div>Black titanium-coated brushed stainless steel</div><div>Brushed stainless steel</div><div>Black titanium-coated polished stainless steel "Mirror"</div><div>Polished stainless steel "Mirror"</div></div>

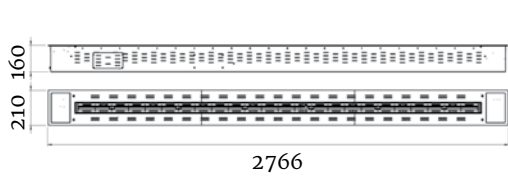


Crea7ion EVO 2400








Materials	Black titanium-coated brushed stainless steel
Protection	
Ignition	Electronic – remote control display
Tank	10 litres (liquid bioethanol)
Combustion fire line	Length – 2400 mm Material – Black ceramic-coated brushed stainless steel
Dimensions	Model – 2766 w x 160 h x 210 d mm Built in hole – 2746 w x >170 h x 190 d mm
Weight	73,5 kg
Power	17 kW
Autonomy	3:30 hours
Recommended minimum area	110 sqm
Finishings	<div><div></div><div></div><div></div><div></div><div>Black titanium-coated brushed stainless steel</div><div>Brushed stainless steel</div><div>Black titanium-coated polished stainless steel "Mirror"</div><div>Polished stainless steel "Mirror"</div></div>

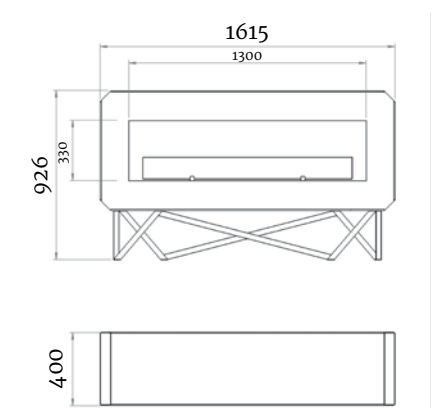
Colours
Accessories



Urban EVO





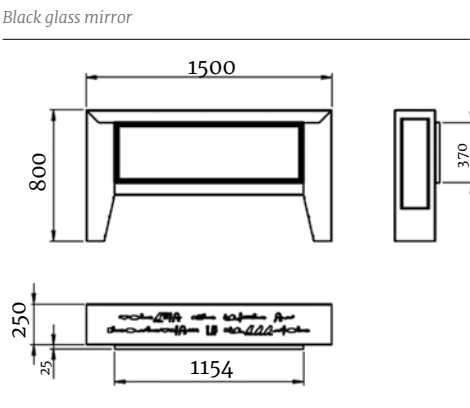
Materials	Lacquered and polished stainless steel
Protection	High temperature resistant glass
Ignition	Electronic – remote control display
Tank	5 litres (liquid bioethanol)
Combustion fire line	Length – 800 mm Material – Black ceramic-coated brushed stainless steel
Dimensions	1615 w x 926 h x 400 d mm
Weight	135 kg
Power	4,5 kW
Autonomy	5:00 hours
Recommended minimum area	29 sqm
Finishings	<div><div></div><div></div><div></div><div></div><div></div><div>Lacquered steel</div><div>Polished stainless steel</div><div>Rusted corten steel</div><div>Blue fine texture metallic</div><div>Black fine texture metallic</div></div>



Fogly EVO



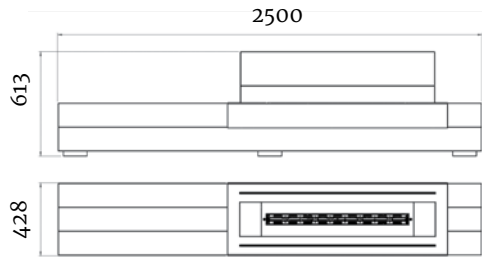
Materials	Rusted corten steel
Protection	High temperature resistant glass
Ignition	Electronic – remote control display
Tank	5 litres (liquid bioethanol)
Combustion fire line	Length – 800 mm Material – Black ceramic-coated brushed stainless steel
Dimensions	1500 w x 800 h x 275 d mm
Weight	88 kg
Power	4,5 kW
Autonomy	5:00 hours
Recommended minimum area	29 sqm
Finishings	<div><div></div><div></div><div>Black fine texture metallic</div></div>



Loft EVO



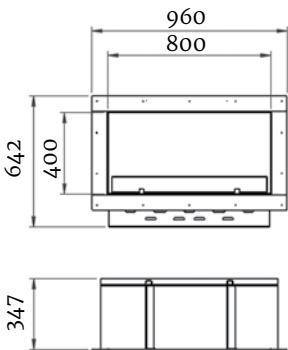
Materials	Lacquered steel, Jatoba wood and glass
Protection	High temperature resistant glass
Ignition	Electronic – remote control display
Tank	5 litres (liquid bioethanol)
Combustion fire line	Length – 800 mm Material – Black ceramic-coated brushed stainless steel
Dimensions	2500 w x 613 h x 428 d mm
Weight	232 kg
Power	4,5 kW
Autonomy	5:00 hours
Recommended minimum area	29 sqm
Finishings	<div><div></div><div></div><div></div><div></div></div> <div>Lacquered steelJatoba woodRusted corten steelBlack fine texture metallic</div>
Colours	<div><div></div><div></div></div>
Accessories	



GlammBox EVO 800



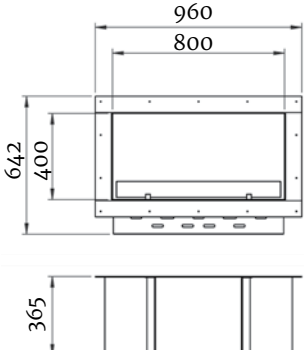
Brushed stainless steel
Tempered glass
Electronic – remote control display
3 litres (liquid bioethanol)
Length – 400 mm Material – Black ceramic-coated brushed stainless steel
Interior – 800 w x 400 h x 315 d mm Exterior – 960 w x 642 h x 347 d mm
53 kg
2,25 kW
6:00 hours
15 sqm
<div><div></div><div></div><div></div><div></div><div></div></div> <div>Brushed stainless steelLacquered steelBlack titanium-coated brushed stainless steelBlack titanium-coated polished stainless steel “Mirror”Polished stainless steel “Mirror”</div>
<div><div></div></div>
Black glass mirror/ GlammBox frame “L”/ GlammBox frame “U”



GlammBox EVO 800 DF



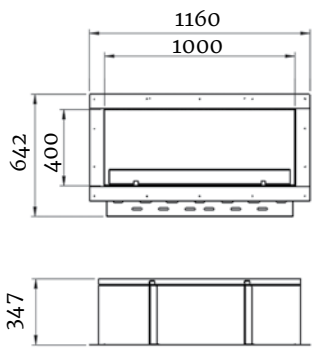
Brushed stainless steel
Tempered glass
Electronic – remote control display
3 litres (liquid bioethanol)
Length – 400 mm Material – Black ceramic-coated brushed stainless steel
Interior – 800 w x 400 h x 365 d mm Exterior – 960 w x 642 h x 365 d mm
53 kg
2,25 kW
6:00 hours
15 sqm
<div><div></div><div></div><div></div><div></div><div></div></div> <div>Brushed stainless steelLacquered steelBlack titanium-coated brushed stainless steelBlack titanium-coated polished stainless steel “Mirror”Polished stainless steel “Mirror”</div>
<div><div></div></div>
GlammBox frame “L”/ GlammBox frame “U”



GlammBox EVO 1000



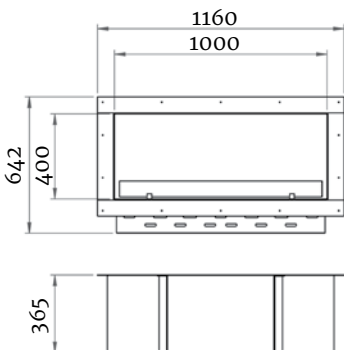
Materials	Brushed stainless steel
Protection	Tempered glass
Ignition	Electronic – remote control display
Tank	3 litres (liquid bioethanol)
Combustion fire line	Length – 600 mm Material – Black ceramic-coated brushed stainless steel
Dimensions	Interior – 1000 w x 400 h x 315 d mm Exterior – 1160 w x 642 h x 347 d mm
Weight	63,5 kg
Power	3,4 kW
Autonomy	4:00 hours
Recommended minimum area	21 sqm
Finishings	<div><div></div><div></div><div></div><div></div><div></div></div> <div>Brushed stainless steelLacquered steelBlack titanium-coated brushed stainless steelBlack titanium-coated polished stainless steel “Mirror”Polished stainless steel “Mirror”</div>
Colours	<div><div></div></div>
Accessories	Black glass mirror/ GlammBox frame “L”/ GlammBox frame “U”



GlammBox EVO 1000 DF



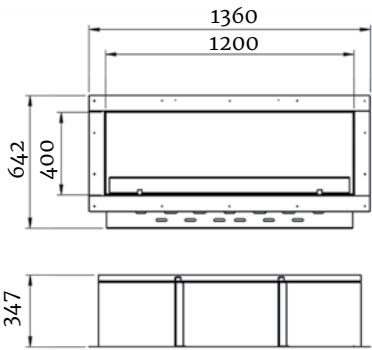
Brushed stainless steel
Tempered glass
Electronic – remote control display
3 litres (liquid bioethanol)
Length – 600 mm Material – Black ceramic-coated brushed stainless steel
Interior – 1000 w x 400 h x 365 d mm Exterior – 1160 w x 642 h x 365 d mm
60,5 kg
3,4 kW
4:00 hours
21 sqm
<div><div></div><div></div><div></div><div></div><div></div></div> <div>Brushed stainless steelLacquered steelBlack titanium-coated brushed stainless steelBlack titanium-coated polished stainless steel “Mirror”Polished stainless steel “Mirror”</div>
<div><div></div></div>
GlammBox frame “L”/ GlammBox frame “U”



GlammBox EVO 1200





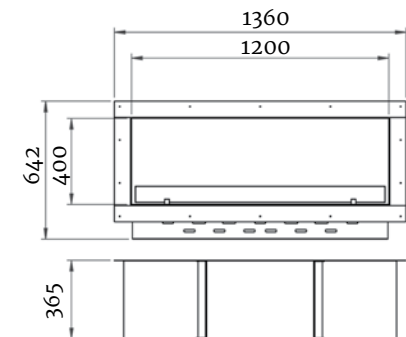
Brushed stainless steel
Tempered glass
Electronic – remote control display
5 litres (liquid bioethanol)
Length – 800 mm Material – Black ceramic-coated brushed stainless steel
Interior – 1200 w x 400 h x 315 d mm Exterior – 1360 w x 642 h x 347 d mm
95 kg
4,5 kW
5:00 hours
29 sqm
<div><div></div><div></div><div></div><div></div><div></div></div> <div>Brushed stainless steelLacquered steelBlack titanium-coated brushed stainless steelBlack titanium-coated polished stainless steel “Mirror”Polished stainless steel “Mirror”</div>
<div><div></div></div>
Black glass mirror/ GlammBox frame “L”/ GlammBox frame “U”



GlaMMBox EVO 1200 DF



Materials	Brushed stainless steel
Protection	Tempered glass
Ignition	Electronic - remote control display
Tank	5 litros (bioetanol líquido)
Combustion fire line	Length - 800 mm Material - Black ceramic-coated brushed stainless steel
Dimensions	Interior - 1200 w x 400 h x 365 d mm Exterior - 1360 w x 642 h x 365 d mm
Weight	89 kg
Power	4,5 kW
Autonomy	5:00 hours
Recommended minimum area	29 sqm
Finishings	 Brushed stainless steel Lacquered steel Black titanium-coated brushed stainless steel Black titanium-coated polished stainless steel "Mirror" Polished stainless steel "Mirror"
Colours	
Accessories	GlammBox frame "L" / GlammBox frame "U"



GlamBox EVO 1600



Brushed stainless steel

Tempered glass

Electronic - remote control | display

5 litres (liquid bioethanol)

Length - 1200 mm
Material - Black ceramic-coated brushed stainless steel






Interior - 1600 w x 400 h x 315 d mm
Exterior - 1760 w x 642 h x 348 d mm

127 kg


6,75 kW

3:20 hours

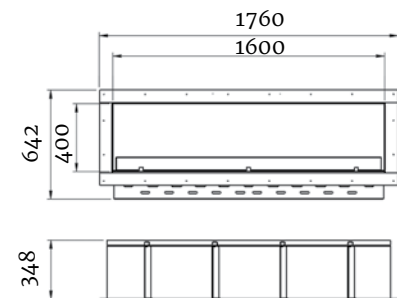
44 sqm



Brushed stainless steel Lacquered steel Black titanium-coated brushed stainless steel Black titanium-coated polished stainless steel "Mirror" Polished stainless steel "Mirror"









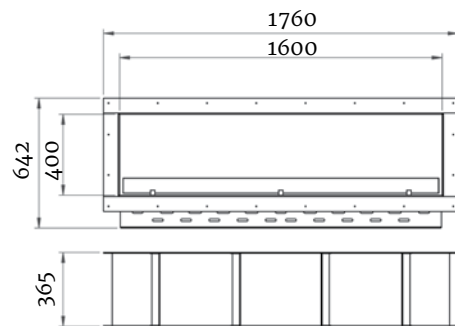
Black glass mirror/ GlammBox frame "L"/ GlammBox frame "U"



GlammBox EVO 1600 DF





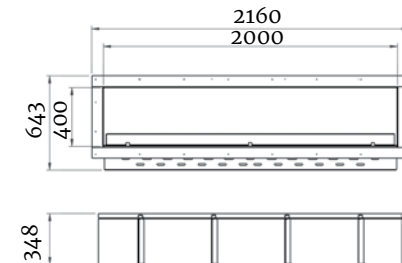
Brushed stainless steel				
Tempered glass				
Electronic - remote control display				
5 litres (liquid bioethanol)				
Length - 1200 mm Material - Black ceramic-coated brushed stainless steel				
Interior - 1600 w x 400 h x 365 d mm Exterior - 1760 w x 642 h x 365 d mm				
117 kg				
6,75 kW				
3:20 hours				
44 sqm				
 Brushed stainless steel	 Lacquered steel	 Black titanium-coated brushed stainless steel	 Black titanium-coated polished stainless steel "Mirror"	 Polished stainless steel "Mirror"
				
GlammBox frame "L"/ GlammBox frame "U"				



GlamBox EVO 2000



Materials	Brushed stainless steel
Protection	Tempered glass
Ignition	Electronic – remote control display
Tank	5 litres (liquid bioethanol)
Combustion fire line	Length – 1600 mm Material – Black ceramic-coated brushed stainless steel
Dimensions	Interior – 2000 w x 400 h x 315 d mm Exterior – 2160 w x 643 h x 348 d mm
Weight	154 kg
Power	9 kW
Autonomy	2:30 hours
Recommended minimum area	59 sqm
Finishings	 Brushed stainless steel Lacquered steel Black titanium-coated brushed stainless steel Black titanium-coated polished stainless steel "Mirror" Polished stainless steel "Mirror"
Colours	
Accessories	Black glass mirror/ GlammBox frame "L"/ GlammBox frame "U"



GlaMMBox EVO 2000 DF



Brushed stainless steel

Tempered glass

Electronic - remote control | display

5 litres (liquid bioethanol)

Length - 1600 mm
Material - Black ceramic-coated brushed stainless steel






Interior - 2000 w x 400 h x 365 d mm
Exterior - 2160 w x 643 h x 365 d mm


141 kg

9 kW

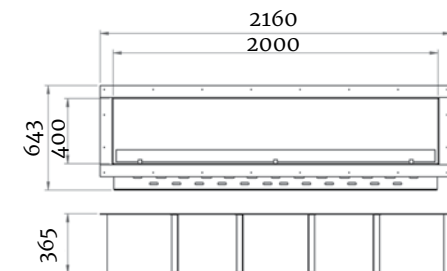
2:30 hours

59 sqm

				
Brushed stainless steel	Lacquered steel	Black titanium-coated brushed stainless steel	Black titanium-coated polished stainless steel "Mirror"	Polished stainless steel "Mirror"



Aro GlammBox "L" / aro GlammBox "U"



Tango EVO



Leather covered frame

Electronic - remote control | display

3 litres (liquid bioethanol)

Length - 250 mm
Material - Black ceramic-coated brushed stainless steel

700 w x 1100 h x 223 d mm

78 kg

1,4 kW

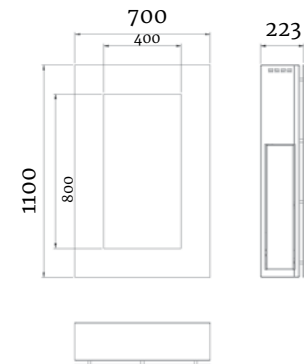
6:30 hours













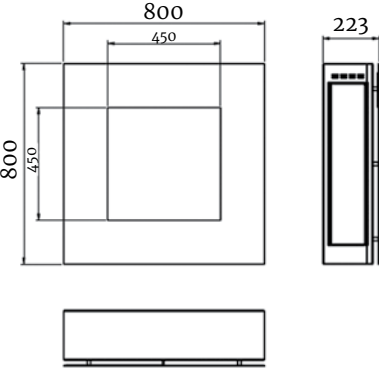
9 sqm













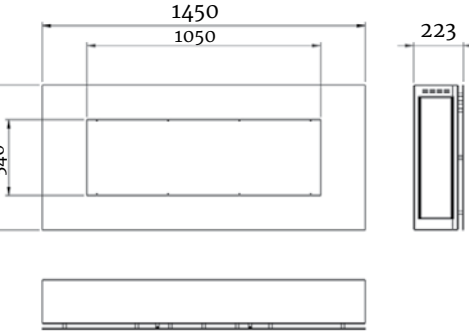
							
<i>Montana Nero</i>	<i>Mississippi Rosso</i>	<i>Montana Bianco</i>	<i>Rusted corten steel</i>	<i>Brushed stainless steel</i>	<i>Lacquered steel</i>	<i>Oxidized copper</i>	<i>Black fine texture metallic</i>










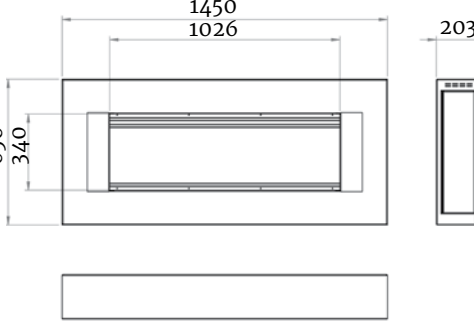
			
---	---	---	---











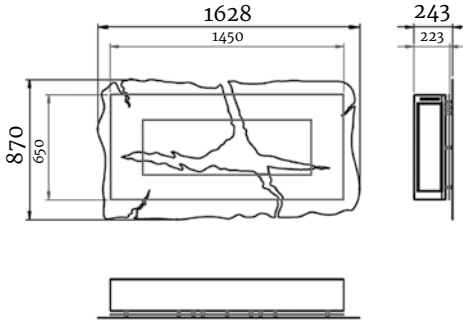
Black glass mirror










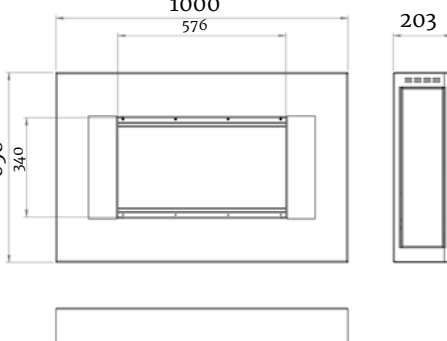














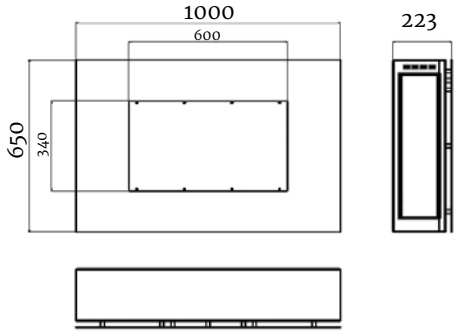
Lotus EVO	
	
Materials	Rusted corten steel frame
Ignition	Electronic – remote control display
Tank	3 litres (liquid bioethanol)
Combustion fire line	Length – 250 mm Material – Black ceramic-coated brushed stainless steel
Dimensions	800 w x 800 h x 223 d mm
Weight	67 kg
Power	1,4 kW
Autonomy	6:30 hours
Recommended minimum area	9 sqm
Finishings	<div><div> Rusted corten steel</div><div> Brushed stainless steel</div><div> Lacquered steel</div><div> Mississippi Rosso</div><div> Montana Bianco</div><div> Montana Nero</div><div> Black fine texture metallic</div></div>
Colours	<div><div></div><div></div><div></div><div></div></div>
Accessories	Black glass mirror
	

Apollo EVO	
	
Materials	Brushed stainless steel frame
Ignition	Electronic – remote control display
Tank	5 litres (liquid bioethanol)
Combustion fire line	Length – 800 mm Material – Black ceramic-coated brushed stainless steel
Dimensions	1450 w x 650 h x 223 d mm
Weight	90 kg
Power	4,5 kW
Autonomy	5:00 hours
Recommended minimum area	29 sqm
Finishings	<div><div> Brushed stainless steel</div><div> Rusted corten steel</div><div> Lacquered steel</div><div> Mississippi Rosso</div><div> Montana Bianco</div><div> Montana Nero</div><div> Black fine texture metallic</div></div>
Colours	<div><div></div><div></div><div></div><div></div></div>
Accessories	Black glass mirror
	

Mito Genesis EVO	
	
Materials	Lacquered steel plate and sides
Ignition	Electronic – remote control display
Tank	5 litres (liquid bioethanol)
Combustion fire line	Length – 800 mm Material – Black ceramic-coated brushed stainless steel
Dimensions	1450 w x 650 h x 203 d mm
Weight	80 kg
Power	4,5 kW
Autonomy	5:00 hours
Recommended minimum area	29 sqm
Finishings	<div><div> Lacquered steel</div><div> Brushed stainless steel</div><div> Rusted corten steel</div><div> Black fine texture metallic</div></div>
Colours	<div><div></div><div></div><div></div><div></div></div>
Accessories	Black glass mirror
	

Apollo IV EVO	
	
Materials	Rusted corten steel frame
Ignition	Electronic – remote control display
Tank	5 litres (liquid bioethanol)
Combustion fire line	Length – 800 mm Material – Black ceramic-coated brushed stainless steel
Dimensions	1628 w x 870 h x 243 d mm
Weight	110 kg
Power	4,5 kW
Autonomy	5:00 hours
Recommended minimum area	29 sqm
Finishings	<div><div> Rusted corten steel</div><div> Brushed stainless steel</div><div> Lacquered steel</div><div> Corten varnished steel</div><div> Black fine texture metallic</div></div>
Colours	<div><div></div><div></div><div></div><div></div></div>
Accessories	Black glass mirror
	

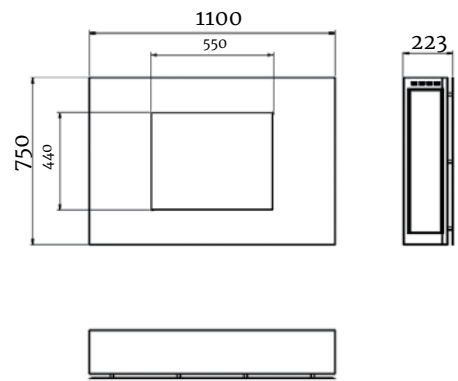
Mito Small Genesis EVO	
	
Materials	Lacquered steel plate and brushed stainless steel sides
Ignition	Electronic – remote control display
Tank	3 litres (liquid bioethanol)
Combustion fire line	Length – 400 mm Material – Black ceramic-coated brushed stainless steel
Dimensions	1000 w x 650 h x 203 d mm
Weight	58 kg
Power	2,25 kW
Autonomy	6:00 hours
Recommended minimum area	14 sqm
Finishings	<div><div> Lacquered steel</div><div> Brushed stainless steel</div><div> Rusted corten steel</div><div> Black fine texture metallic</div></div>
Colours	<div><div></div><div></div><div></div><div></div></div>
Accessories	Black glass mirror
	

Mito Small EVO	
	
Materials	Rusted corten steel frame
Ignition	Electronic – remote control display
Tank	3 litres (liquid bioethanol)
Combustion fire line	Length – 400 mm Material – Black ceramic-coated brushed stainless steel
Dimensions	1000 w x 650 h x 223 d mm
Weight	68 kg
Power	2,25 kW
Autonomy	6:00 hours
Recommended minimum area	14 sqm
Finishings	<div><div> Rusted corten steel</div><div> Brushed stainless steel</div><div> Lacquered steel</div><div> Mississippi Rosso</div><div> Montana Bianco</div><div> Montana Nero</div><div> Black fine texture metallic</div></div>
Colours	<div><div></div><div></div><div></div><div></div></div>
Accessories	Black glass mirror
	

Zen EVO



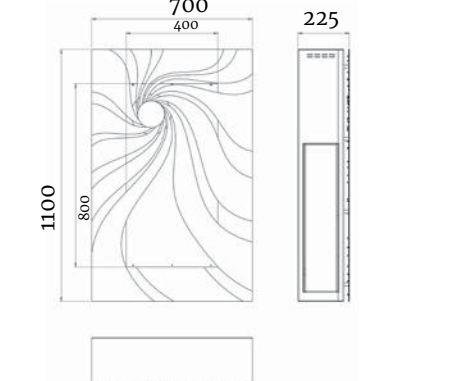
Materials	Leather covered frame
Ignition	Electronic - remote control display
Tank	3 litres (liquid bioethanol)
Combustion fire line	Length - 400 mm Material - Black ceramic-coated brushed stainless steel
Dimensions	1100 w x 750 h x 223 d mm
Weight	76 kg
Power	2,25 kW
Autonomy	6:00 hours
Recommended minimum area	14 sqm
Finishings	<div><div>Montana Bianco</div><div>Mississippi Rosso</div><div>Montana Nero</div><div>Brushed stainless steel</div><div>Rusted corten steel</div><div>Lacquered steel</div><div>Black fine texture metallic</div></div>
Colours	<div><div></div><div></div><div></div><div></div></div>
Accessories	Black glass mirror



Hypnosz EVO



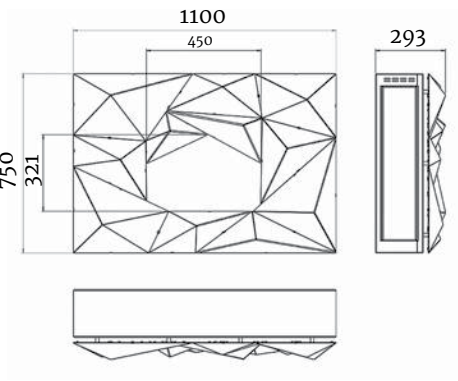
Lacquered steel frame
Electronic - remote control display
3 litres (liquid bioethanol)
Length - 250 mm Material - Black ceramic-coated brushed stainless steel
700 w x 1100 h x 225 d mm
88 kg
1,4 kW
6:30 hours
9 sqm
<div><div>Lacquered steel</div><div>Rusten corten steel</div><div>Black fine texture metallic</div></div>
<div><div></div><div></div><div></div><div></div><div></div><div></div><div></div></div>
Black glass mirror



Crystal EVO



Lacquered steel frame
Electronic - remote control display
3 litres (liquid bioethanol)
Length - 400 mm Material - Black ceramic-coated brushed stainless steel
1100 w x 750 h x 293 d mm
87 kg
2,25 kW
6:00 hours
14 sqm
<div><div>Lacquered steel</div><div>Rusten corten steel</div><div>Black fine texture metallic</div></div>
<div><div></div><div></div><div></div><div></div><div></div><div></div><div></div></div>
Black glass mirror

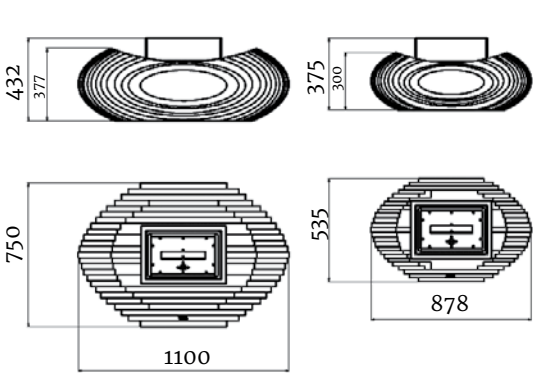


Concept

Baco



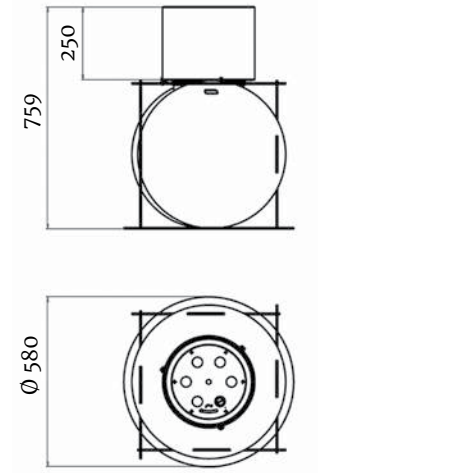
Materials	Lacquered MDF
Burner	Burner II - 2 litres (liquid bioethanol)
Protection	High temperature resistant glass
Dimensions	Baco I// 1100 w x 432 h x 750 d mm Baco II// 878 w x 375 h x 535 d mm
Weight	Baco I// 73 kg Baco II// 34 kg
Power	3,4 kW
Autonomy	8:00 hours
Recommended minimum area	22 sqm
Finishings	<div><div>Lacquered MDF</div></div>
Colours	<div><div></div><div></div><div></div><div></div></div>




Lira



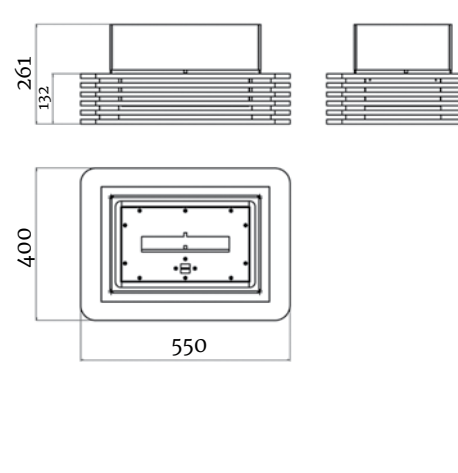
Rusted corten steel
Burner I - 2 litres (liquid bioethanol)
High temperature resistant round glass
580 Ø x 759 h mm
52 kg
2,7 kW
6:00 hours
18 sqm
<div><div>Rusten corten steel</div><div>Lacquered steel</div></div>
<div><div></div><div></div><div></div><div></div><div></div><div></div><div></div></div>



Milwood



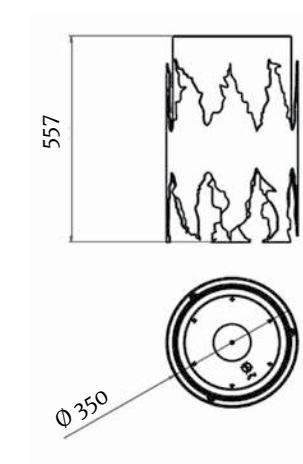
Oak veneer
Burner II - 2 litres (liquid bioethanol)
High temperature resistant glass
550 w x 261 h x 400 d mm
13 kg
3,4 kW
8:00 hours
22 sqm
<div><div>Oak</div></div>
<div><div></div><div></div></div>



Cronum



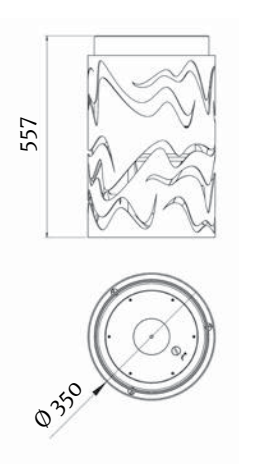
Materials	Rusted corten steel
Burner	Burner VI – 1,2 litres (liquid bioethanol)
Protection	High temperature resistant round glass
Dimensions	350 Ø x 557 h mm
Weight	20 kg
Power	2 kW
Autonomy	3:00 hours
Recommended minimum area	13 sqm
Finishings	<div><div><div></div><div>Rusted corten steel</div></div><div><div></div><div>Lacquered steel</div></div><div><div></div><div>Black fine texture metallic</div></div><div><div></div><div>Blue fine texture metallic</div></div></div>
Colours	<div><div></div><div></div><div></div><div></div><div></div><div></div></div>
Accessories	Babel



Samba



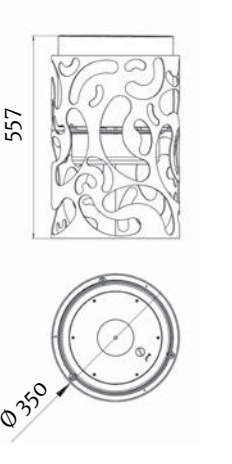
Materials	Lacquered steel
Burner	Burner VI – 1,2 litres (liquid bioethanol)
Protection	High temperature resistant round glass
Dimensions	350 Ø x 557 h mm
Weight	20 kg
Power	2 kW
Autonomy	3:00 hours
Recommended minimum area	13 sqm
Finishings	<div><div></div><div>Lacquered steel</div></div> <div><div></div><div>Rusted corten steel</div></div> <div><div></div><div>Black fine texture metallic</div></div> <div><div></div><div>Blue fine texture metallic</div></div>
Colours	<div><div></div><div></div><div></div><div></div><div></div><div></div></div>
Accessories	Babel



Bliss



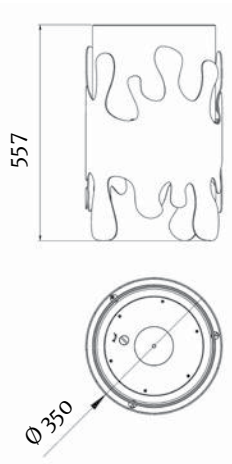
Materials	Lacquered steel
Burner	Burner VI – 1,2 litres (liquid bioethanol)
Protection	High temperature resistant round glass
Dimensions	350 Ø x 557 h mm
Weight	20 kg
Power	2 kW
Autonomy	3:00 hours
Recommended minimum area	13 sqm
Finishings	<div><div></div><div>Lacquered steel</div></div> <div><div></div><div>Rusted corten steel</div></div> <div><div></div><div>Black fine texture metallic</div></div> <div><div></div><div>Blue fine texture metallic</div></div>
Colours	<div><div></div><div></div><div></div><div></div><div></div><div></div></div>
Accessories	Babel



Splash



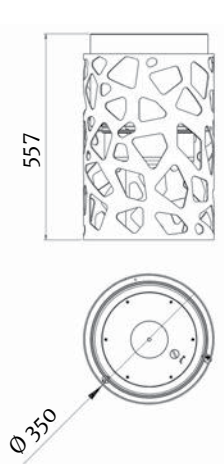
Materials	Lacquered steel
Burner	Burner VI – 1,2 litres (liquid bioethanol)
Protection	High temperature resistant round glass
Dimensions	350 Ø x 557 h mm
Weight	20 kg
Power	2 kW
Autonomy	3:00 hours
Recommended minimum area	13 sqm
Finishings	<div><div></div><div>Lacquered steel</div></div> <div><div></div><div>Rusted corten steel</div></div> <div><div></div><div>Black fine texture metallic</div></div> <div><div></div><div>Blue fine texture metallic</div></div>
Colours	<div><div></div><div></div><div></div><div></div><div></div><div></div></div>
Accessories	Babel



Tile



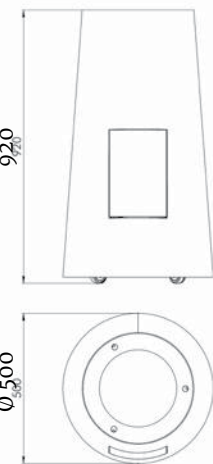
Materials	Lacquered steel
Burner	Burner VI – 1,2 litres (liquid bioethanol)
Protection	High temperature resistant round glass
Dimensions	350 Ø x 557 h mm
Weight	20 kg
Power	2 kW
Autonomy	3:00 hours
Recommended minimum area	13 sqm
Finishings	<div><div></div><div>Lacquered steel</div></div> <div><div></div><div>Rusted corten steel</div></div> <div><div></div><div>Black fine texture metallic</div></div> <div><div></div><div>Blue fine texture metallic</div></div>
Colours	<div><div></div><div></div><div></div><div></div><div></div><div></div></div>
Accessories	Babel



Babel



Materials	Rusted corten steel
Burner	Burner VI – 1,2 litres (liquid bioethanol)
Protection	High temperature resistant round glass
Dimensions	500 Ø x 920 h mm
Weight	40 kg
Power	2 kW
Autonomy	3:00 hours
Recommended minimum area	13 sqm
Finishings	<div><div></div><div>Rusted corten steel</div></div> <div><div></div><div>Lacquered steel</div></div>
Colours	<div><div></div><div></div><div></div><div></div><div></div><div></div></div>
Accessories	

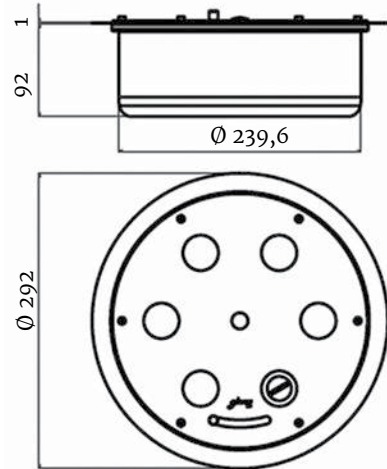


Burners

Burner I



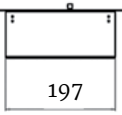
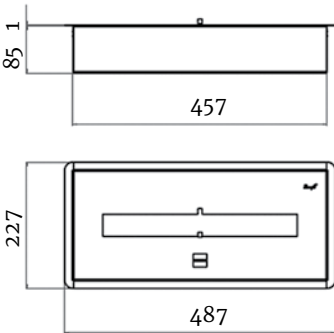
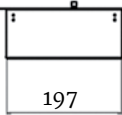
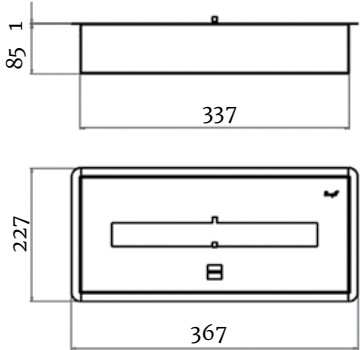
Type	Mechanical
Materials	Brushed stainless steel
Fuel	Liquid bioethanol
Capacity	2 litros
Dimensions	292 Ø x 93 h mm
Weight	5 kg
Power	2,7 kW
Autonomy	6:00 hours
Recommended minimum area	18 sqm
Finishings	<div><div></div><div>Brushed stainless steel</div></div>



Burner II



Type	Mechanical
Materials	Brushed stainless steel
Fuel	Liquid bioethanol
Capacity	2 litros
Dimensions	367 w x 86 h x 227 d mm
Weight	6 kg
Power	3,4 kW
Autonomy	8:00 hours
Recommended minimum area	22 sqm
Finishings	<div><div></div><div>Brushed stainless steel</div></div>



Burner III

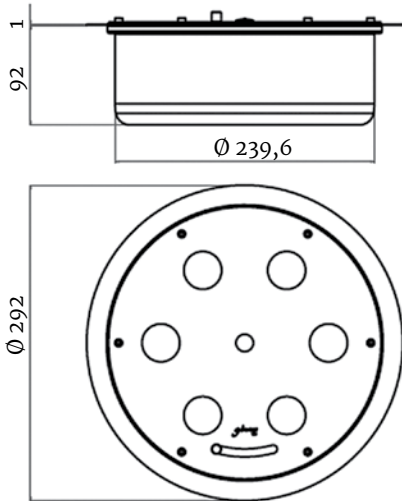


Type	Mechanical
Materials	Brushed stainless steel
Fuel	Liquid bioethanol
Capacity	3 litros
Dimensions	487 w x 86 h x 227 d mm
Weight	11 kg
Power	4,5 kW
Autonomy	8:30 hours
Recommended minimum area	30 sqm
Finishings	<div><div></div><div>Brushed stainless steel</div></div>

Burner IV



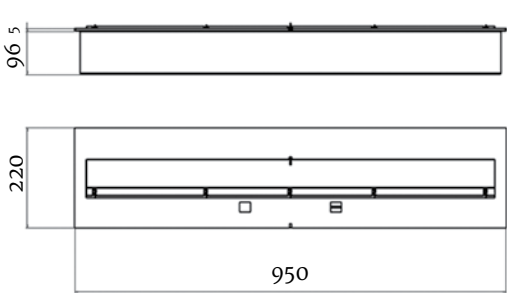
Type	Mechanical
Materials	Brushed stainless steel
Fuel	Bioethanol gel
Capacity	2 litros
Dimensions	292 Ø x 93 h mm
Weight	5 kg
Power	2,7 kW
Autonomy	6:00 hours
Recommended minimum area	18 sqm
Finishings	<div><div></div><div>Brushed stainless steel</div></div>



Burner V



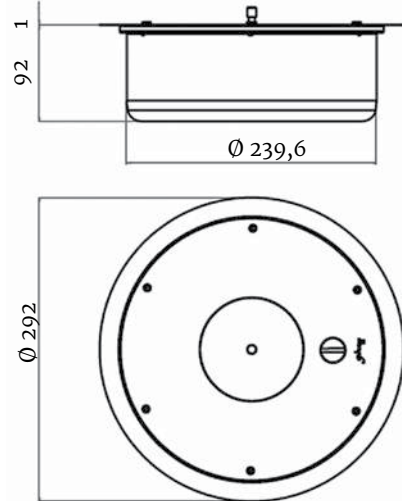
Type	Mechanical
Materials	Brushed stainless steel
Fuel	Liquid bioethanol
Capacity	10 litros
Dimensions	950 w x 101 h x 220 d mm
Weight	25 kg
Power	8,5 kW
Autonomy	10:00 hours
Recommended minimum area	55 sqm
Finishings	<div><div></div><div>Brushed stainless steel</div></div>



Burner VI



Type	Mechanical
Materials	Brushed stainless steel
Fuel	Liquid bioethanol
Capacity	1,2 litros
Dimensions	292 Ø x 93 d mm
Weight	5,5 kg
Power	2 kW
Autonomy	3:00 hours
Recommended minimum area	13 sqm
Finishings	<div><div></div><div>Brushed stainless steel</div><div></div><div>Ceramic stone</div></div>



COMPANY

Inaugurated on 13 September 2008, in northern Portugal, Monção, GlammFire is a company specialized in the development and manufacture of exclusive fireplaces.

The will for greater efficiency, the search for differentiation, achieved by the development of unique products, and the respectful commitment to ecology are present in every detail of GlammFire fireplaces.

Totally committed to high quality and more ecological decorative fireplaces, GlammFire directs its products to a dynamic global market always oriented by its fundamental objectives: **Design and Innovation, Customer Satisfaction, Quality of Product and Environmental Preservation.**

The Quality Management and Environment System certifications, obtained in March 2010, according to the NP EN ISO 9001:2008 and NP EN ISO 14001:2004 norms certify the high quality standards used in product development and manufacturing, as well as the global methodology of the company that secures the confidence of our customers and the demanding respect for the environment.



*“I feel creative.
I investigate, create, generate,
light and warm my spirit.”*

Marcelo Alves Inácio, CEO & President

I was born like a small flame, a blaze. At the young age of 16 I embraced in France the enthusiasm and passion for fire, starting my activity in fireplaces and insert fires.

I designated Fire, heroic love of Humanity, as the sense of my professional life. From that moment on I had a deep wish for creating something unique and intimate. In Portugal I discovered the opportunity to combine my knowledge and desire, and went in search of ways to turn my fantasies into reality.

In an exclusivity context, as result of his deep desire, in 2008 GlammFire was born.
The fantasy became real.
From that point on innovative and highly differentiated forms come to life in exclusive fireplaces with unique design and style. They are authentic illuminated art works.

And GlammFire while emotional brand shows and expresses the essence of Fire.



